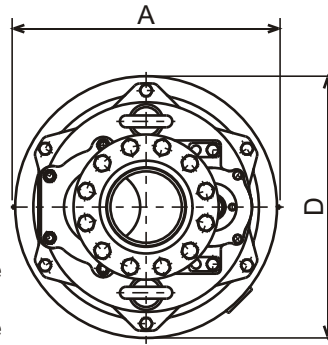




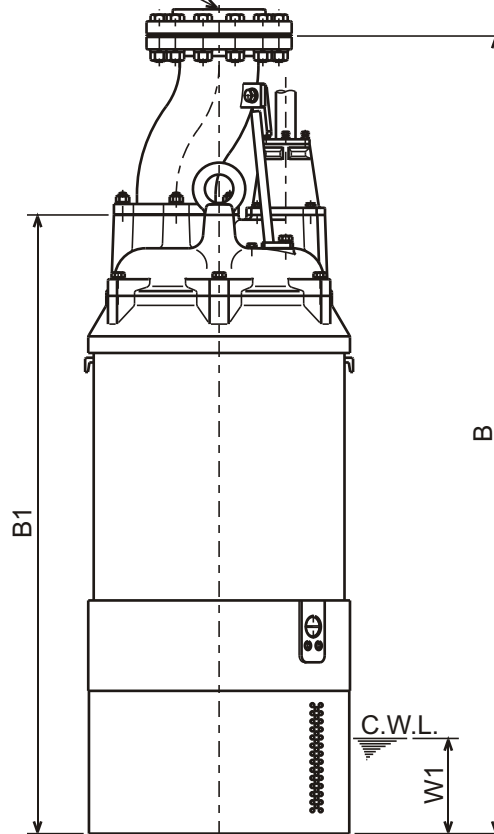
**LH - SERIES
DEWATERING PUMPS**

DIMENSIONS



8" JIS10K (150PSI) Flange
for LH855/875
6" JIS20K (300PSI) Flange
for LH675
with 6" or 8" NPT Companion Flange

**LH855-61
LH675-61
LH875-61**



C.W.L. : Continuous running Water Level

DIMENSIONS:USCS (Inch)

Model	HP	NOM. SIZE	Pump & Motor				C.W.L.	Wt. (lbs.)
			A	B	B1	D	W1	
LH855-61	75	8"	22 3/16	67 9/16	51 3/16	21 5/8	7 7/8	1810
LH675-61	100	6"	22 3/16	66	51 3/16	21 5/8	7 7/8	1910
LH875-61	100	8"	22 3/16	67 9/16	51 3/16	21 5/8	7 7/8	1910

DIMENSIONS:METRIC (mm)

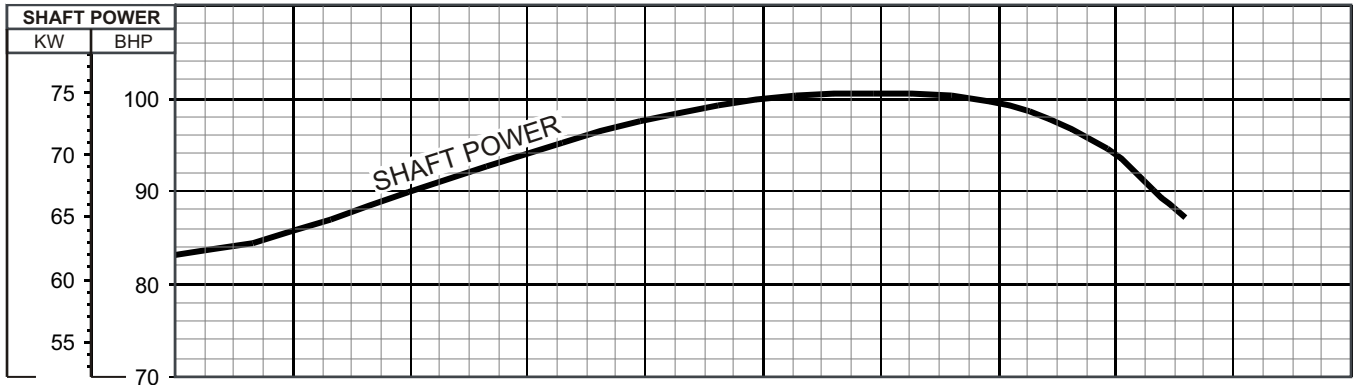
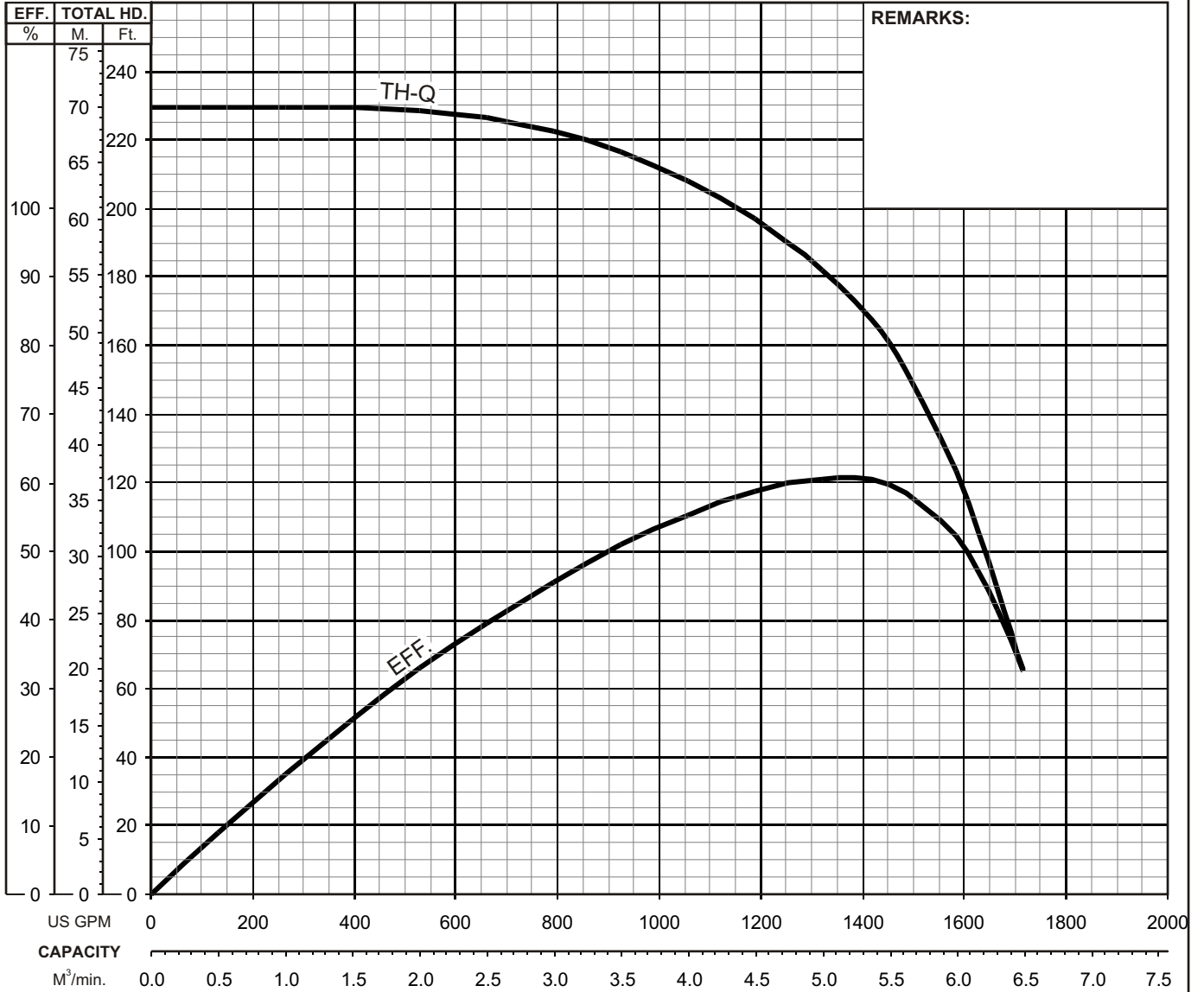
Model	kW	NOM. SIZE	Pump & Motor				C.W.L.	Wt. (kg)
			A	B	B1	D	W1	
LH855-61	55	200	563	1716	1300	550	200	820
LH675-61	75	150	563	1676	1300	550	200	865
LH875-61	75	200	563	1716	1300	550	200	865



LH - SERIES DEWATERING PUMPS

PERFORMANCE CURVE

MODEL	BORE	HP	KW	RPM	SOLIDS DIA	LIQUID	SG.	VISCOSITY	TEMP.
LH875-61	8"/200mm	100	75	3530	0.787"/20mm	Water	1.0	1.123 cSt.	60°F
PUMP TYPE	PHASE	VOLTAGE	AMPERAGE	HZ	STARTING METHOD	INS. CLASS			
Dewatering Pump	3	460 / 575	113 / 91	60	Star-Delta	F			
CURVE No.	DATE	PHASE	VOLTAGE	AMPERAGE	HZ	STARTING METHOD	INS. CLASS		
-	-	-	-	-	-	-	-		



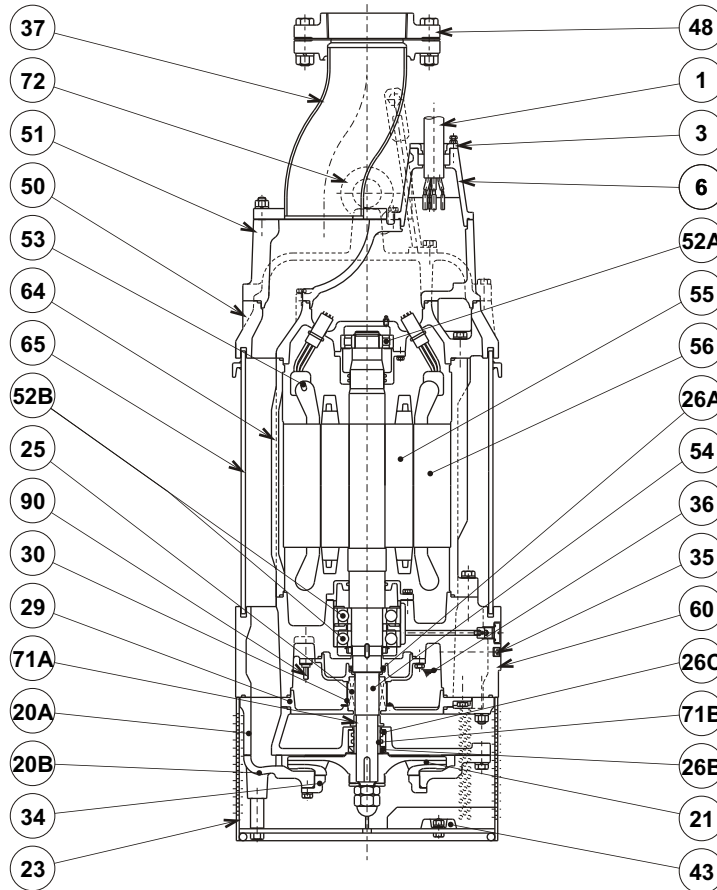


TSURUMI PUMP

**LH - SERIES
DEWATERING PUMPS**

SECTIONAL VIEW

**LH855-61
LH675-61
LH875-61**



ITEM#	DESCRIPTION	MAIN MATERIAL / NOTE	RELATED ASTM, A ISI CODE	RELATED EN CODE	QTY
1	Power Cable	Chloroprene Sheath AWG 2/6, 4/1, 14/3 -50ft			1
3	Gland	Cast Iron	A48M Class30B	EN1561 GJL-200	1
6	Stuffing Box	Cast Iron	A48M Class30B	EN1561 GJL-200	1
20A	Upper Pump Casing	Cast Iron	A48M Class30B	EN1561 GJL-200	1
20B	Lower Pump Casing	Cast Iron	A48M Class30B	EN1561 GJL-200	1
21	Impeller	High Chrome Cast Iron	A532 Class III Type A	DN 1695 G-X260Q27	1
23	Suction Strainer	Steel	A283 Grade D	EN10025 S275	1
25	Mechanical Seal	Silicon Carbide / H-50T			1
26A	Oil Seal	Nitrile Butadiene Rubber / TC-60759			1
26B	Oil Seal	Nitrile Butadiene Rubber / TCN-557812			1
26C	Labyrinth Ring	Stainless Steel	S 30400	1.4301	1
29	Oil Casing	Cast Iron	A48M Class30B	EN1561 GJL-200	1
30	Oil Lifter	Steel (Cold Rolled)	A109/A 1008	EN10130	1
34	Suction Mouth	High Chrome Cast Iron	A532 Class III Type A	DN 1695 G-X260Q27	1
35	Oil Plug	Stainless Steel	S 30400	1.4301	2
36	Lubricant	Turbine Oil ISO VG32 or SAE10W-20			
37	Flanged Discharge Pipe	Steel Pipe + Steel / 6" JIS20K or 8" JIS10K	A53 Type F + A283 Grade D	DN 1615 St 3 + EN 10025 S275	1
43	Cathodic Protection Plate	Aluminium Alloy			3
48	Companion Flange	Cast Iron / NPT 6" or 8"	A48M Class30B	EN1561 GJL-200	1
50	Motor Bracket	Cast Iron	A48M Class35B	EN1561 GJL-250	1
51	Motor Head Cover	Cast Iron	A48M Class30B	EN1561 GJL-200	1
52A	Upper Bearing	#NU810C3			1
52B	Lower Bearing	#7313ADBC3 w/ Spacer			1
53	Motor Protector				3
54	Shaft	Stainless Steel	S 42000	1.4028	1
55	Rotor				1
56	Stator				1
60	Bearing Housing	Cast Iron	A48M Class35B	EN1561 GJL-250	1
64	Motor Housing	Cast Iron	A48M Class35B	EN1561 GJL-250	1
65	Outer Cover	Steel	A283 Grade D	EN10025 S275	1
71A	Shaft Sleeve (Upper)	Stainless Steel	S 40300	1.4	1
71B	Shaft Sleeve (Lower)	Stainless Steel	S 40300	1.4	1
72	Lifting Lug Bolt	Steel	A283 Grade D	EN10025 S275	2
90	Leakage Sensor Electrode	Stainless Steel	S 42000	1.4028	1

PARTS LIST		HI PRESSURE DEWATERING PUMP			5/19/2016	
ITEM	PART No.	DESCRIPTION	QTY	SIZE	MATERIAL	NOTES
1	010-103-21	Cable Clip	2	No.4	SPC	
2	141-006-19	Hex.Nut	3	M10	SUS304	
3	140-074-15	Hex.Bolt	3	M10x20	SUS304	
4	009-113-17	Terminal	6	R-38-10	CU	included in ITEM #7 cable assembly
5	009-117-11	Terminal	1	R-22-6	CU	included in ITEM #7 cable assembly
6	009-116-10	Terminal	3	R-2-4	CU	included in ITEM #7 cable assembly
7	001-007-75	Cabtyre Cable Set (50') 460V-575V 60Hz	10	2PNCTFMulti-core10Cx30mm2	(V/m)	
8	011-101-19	Shackle	1	6mm	SS	
9	095-100-18	Chain	1	d5(9-Link)	SS	
10	072-108-15	Eve Bolt	2	M30	SF	
11	140-058-42	Hex.Bolt	4	M8x40	SUS304	included in ITEM #7 cable assembly
12	141-005-18	Hex.Nut	4	M8	SUS304	included in ITEM #7 cable assembly
13	003-150-18	Gland	1	No.6	FC	included in ITEM #7 cable assembly
14	004-171-18	Cable Bush	1	d42.5xd65x25l	CR	included in ITEM #7 cable assembly
15	005-137-15	Bush Washer	1	d43xd62x3.2t	SPC	included in ITEM #7 cable assembly
16	006-118-13	Stuffing Box	1	No.6	FC	included in ITEM #7 cable assembly
17	140-076-17	Hex.Bolt	4	M10x30	SUS304	
18	142-164-19	Spring Washer	4	M10	SUS304	
19	122-264-18	O-Ring	1	140xd3.5	NBR	*
20	141-004-59	Hex.Nut	6	M6	SWRM	
21	140-029-28	Hex.Bolt	6	M6x10	SWRM	
22	009-167-16	Terminal	6	R-38-S6	CU	included in ITEM #7 cable assembly
23	009-107-18	Terminal	6	R-14-6	CU	
24	143-041-12	Pan Screw	1	M6x8	SWRM	
25	009-117-11	Terminal	1	R-22-6	CU	included in ITEM #7 cable assembly
26	009-114-18	Connector	3	PC-4020M		included in ITEM #7 cable assembly
27	009-115-19	Connector	3	PC-4020F		included in ITEM #7 cable assembly
28	002-115-18	Heat Shrink Tube (Sold per meter)	m	EVA(d16.5x1t)	(V/m)	
29	002-116-19	Heat Shrink Tube (Sold per meter)	m	A4(d20x0.35t)	(V/m)	
30	037-000-68	Center-Flange Discharge Pipe	1	JIS10Kx200(L=415)	SGPSS	
30a	048-000-52	Companion Flange 8" NPT	1	JIS10K x 8" NPT	FC	
31	141-008-11	Hex.Nut	6	M16	SUS304	
32	142-166-11	Spring Washer	6	M16	SUS304	
33	144-436-24	Stud Bolt	6	M16x45(28/24)(JIS)	SUS304	
34	121-500-16	Packing	1	LH637/875	THREE SHEET	*
35	127-000-41	Stay (Right)	1	LH855/875-51/61	SS	
36	140-126-13	Hex.Bolt	2	M16x50	SUS304	
37	140-124-11	Hex.Bolt	2	M16x40	SUS304	
38	142-166-11	Spring Washer	2	M16	SUS304	
39	142-166-11	Spring Washer	2	M16	SUS304	
40	141-008-11	Hex.Nut	2	M16	SUS304	
41	127-000-42	Stay (Left)	1	LH855/875-51/61	SS	
42	035-113-18	Air Tightness Test Plug	1	M12x14	SUS304	
43	121-247-12	Packing	1	d12.3xd18x2t	PE	*

* Indicates items included in set

PARTS LIST		HI PRESSURE DEWATERING PUMP			5/19/2016	
ITEM	PART No.	DESCRIPTION	QTY	SIZE	MATERIAL	NOTES
44	140-093-10	Hex.Bolt	2	M10x120	SUS304	
45	142-164-19	Spring Washer	2	M10	SUS304	
46	142-297-12	Seal Washer	2	SM-10	SUS+NBR	*
47	140-076-17	Hex.Bolt	1	M10x30	SUS304	
48	142-164-19	Spring Washer	1	M10	SUS304	
49	140-130-10	Hex.Bolt	6	M16x70	SUS304	
50	142-166-11	Spring Washer	6	M16	SUS304	
51	051-231-13	Motor Head Cover	1		FC	
52	122-503-12	O-Ring	1	435xd6	NBR	*
53	122-344-13	O-Ring	1	234.3xd5.7	NBR	*
54	140-130-10	Hex.Bolt	8	M16x70	SUS304	
55	142-166-11	Spring Washer	8	M16	SUS304	
56	050-000-62	Motor Bracket	1		FC	
57	148-002-16	Grease Nipple	1	A-PT1/8	C3604	
58	122-000-45	O-Ring	1	V-500(494.5xd10)	NBR	*
59	002-140-12	Heat Shrink Tube (Sold per meter)	m	ST-110DG(d19)	(Vm)	
60	181-104-12	Cable Tie	2	T18R(100Lx2.5Bx22D)		
61	146-029-13	Retaining Ring	1	C50	SK5	
62	052-137-11	Bearing	1	NU310C3		
63	061-000-04	Bearing Collar	1	d74xd109x1.2t	SS	
64	113-000-02	Upper Bearing Grease Cover	1	LH675/855-51/61	FC	
65	142-163-34	Spring Washer	4	M8	SWRH	
66	140-055-49	Hex.Bolt	4	M8x25	SWRM	
67	121-001-16	Packing (Felt)	2	6.4x6.4x235	Felt	
68	065-000-43	Outer Cover	1		SS	
69	055-001-71	Rotor	1Set			
70	147-058-14	Impeller Key	1	12x8x52L	SUS420	
71	053-001-67	Motor Protector	3	YS11A135A-D20	(H)	
72	056-005-14	Stator 380/400/415V-50Hz	1Set			
	056-005-14	Stator 440V-60Hz	1Set			
73	122-000-44	O-Ring	1	G-350(349.3xd5.7)	NBR	*
74	064-000-95	Motor Frame	1		FC	
75	140-098-31	Hex.Bolt	2	M12x35	SWRM	
76	142-427-13	Seal Washer	2	WD-12	SPC+NBR	
77	140-130-10	Hex.Bolt	8	M16x70	SUS304	
78	142-166-11	Spring Washer	8	M16	SUS304	
79	122-000-44	O-Ring	1	G-350(349.3xd5.7)	NBR	*
80	121-001-17	Packing (Felt)	1	6.4x6.4x255	Felt	
81	140-076-33	Hex.Bolt	4	M10x30	SWRM	
82	142-164-35	Spring Washer	4	M10	SWRH	
83	062-000-13	Bearing Cover	1	LH675/855-51/61	FC	
84	061-000-10	Bearing Collar	1	d115xd139x3.2t	SS	
85	052-000-59	Bearing	1Set	7313ATDBC3		
86	142-246-16	Bearing Washer	1	AW13	SPCC	

* Indicates items included in set

PARTS LIST		HI PRESSURE DEWATERING PUMP			5/19/2016	
ITEM	PART No.	DESCRIPTION	QTY	SIZE	MATERIAL	NOTES
87	141-078-12	Bearing Nut	1	AN13	SS	
88	122-000-45	O-Ring	1	V-500(494.5xd10)	NBR	*
89	060-001-11	Bearing Housing	1		FC	
90	148-002-16	Grease Nipple	1	A-PT1/8	C3604	
91	122-024-14	O-Ring	1	P-25(24.7xd3.5)	NBR	*
92	144-000-47	Grease Plug	1	M25x20	SUS304	
93	121-247-12	Packing	2	d12.3xd18x2t	PE	
94	035-113-18	Oil Plug	2	M12x14	SUS304	
95	122-307-14	O-Ring	1	510xd5.7	NBR	*
96	090-122-11	Leakage Sensor(Electrode) w/Gland	1Set	d9x43L	SUS	
97	142-161-32	Spring Washer	2	M5	SWRH	
98	140-021-33	Hex.Bolt	2	M5x20	SWRM	
99	026-188-16	Oil Seal	1	TC-60759	NBR	
100	071-000-38	Spacer	1	d65xd74x3.2t	SS	
101	122-149-16	O-Ring	1	G-190(189.3xd5.7)	NBR	*
102	113-000-03	Lower Bearing Grease Cover	1	LH675/855-51/61	FC	
103	142-164-19	Spring Washer	8	M10	SUS304	
104	140-076-17	Hex.Bolt	8	M10x30	SUS304	
105	025-000-65	Mechanical Seal	1	H-50TX(E)	SiC	interchangable with OLD part# 025-268-18
106	143-028-13	Pan Screw	3	M5x10	SWRM	
107	030-133-19	Oil Lifter	1	H-50(T)	SPCC	
108	122-308-15	O-Ring	1	320xd5.7	NBR	*
109	029-178-12	Oil Casing	1	GH-750H/L	FC	
110	142-165-10	Spring Washer	8	M12	SUS304	
111	140-097-14	Hex.Bolt	8	M12x30	SUS304	
112	122-308-15	O-Ring	1	320xd5.7	NBR	*
113	071-142-18	Shaft Sleeve	1	GH-550/750	SUS403	
114	020A8413	Pump Casing (Upper)	1	LH855/675(w/Labyrinth Ring)	FC	
115	144-160-24	Stud Bolt	8	M16x80	SUS304	
116	122-016-13	O-Ring	8	P-16(15.8xd2.4)	NBR	*
117	142-166-11	Spring Washer	8	M16	SUS304	
118	141-008-11	Hex.Nut	8	M16	SUS304	
119	071-153-12	Shaft Sleeve (Lower)	1	d45xd49x57.5L	SUS403	
120	026-177-12	Oil Seal	1	TCN-557812	NBR	
121	040-127-11	Impeller Shim		d45.2xd68x0.3t	SUS304	
122	021-408-23	Impeller (50Hz)	1	LH875-51	HiCrFC	
122	021-409-24	Impeller (60Hz)	1	LH875-61	HiCrFC	
123	142-274-13	Impeller Fixing Washer	1	d33xd75x6t	SUS304	
124	141-012-50	Hex.Nut	1	M30(H=18)	SUS304	
125	141-036-18	Hex.Cap Nut	1	M30	SUS304	
126	121-000-31	Packing	1	d403xd516x0.6t(855/875)	THREE SHEET	
127	020-428-42	Pump Casing (Lower)	1	GH-550/750L	FC	
128	142-166-11	Spring Washer	8	M16	SUS304	
129	140-125-12	Hex.Bolt	8	M16x45	SUS304	

* Indicates items included in set

PARTS LIST		HI PRESSURE DEWATERING PUMP			5/19/2016	
ITEM	PART No.	DESCRIPTION	QTY	SIZE	MATERIAL	NOTES
130	120-118-10	Packing (S.Cover)		d211xd274x0.5t	PE	
131	034-118-10	Suction Mouth	1	GH-750H/L	HiCrFC	
132	142-165-10	Spring Washer	6	M12	SUS304	
133	140-096-13	Hex.Bolt	6	M12x25	SUS304	
134	144-128-17	Stud Bolt	4	M16x110(24/24)	SUS403	
135	023-266-10	Strainer Stand	1Set	GH-750L	SS	
136	141-008-11	Hex.Nut	4	M16	SUS304	
137	141-007-10	Hex.Nut	3	M12	SUS304	
138	142-165-10	Spring Washer	3	M12	SUS304	
139	142-129-12	Plain Washer	3	M12	SUS304	
140	043-102-19	Cathodic Protection Plate	3	AB-1HS(75x70x20t)	Al	
141	140-097-14	Hex.Bolt	3	M12x30	SUS304	
		Packing O-Ring Set				
	173-002-26	Packing O-Ring Set	1Set	(Marked by *)		
19	122-264-18	O-Ring (S.Box)	1	140xd3.5	NBR	*
34	121-500-16	Packing (Discharge Pipe/Head Cover)	1	LH637/875	THREE SHEET	*
43	121-247-12	Packing (Air Tightness Test Plug)	1	d12.3xd18x2t	PE	*
46	142-297-12	Seal Washer (Motor Head Cover Bolt)	2	SM-10	SUS+NBR	*
52	122-503-12	O-Ring (Head Cover/M.Bracket)	1	435xd6	NBR	*
53	122-344-13	O-Ring (Head Cover/M.Bracket)	1	234.3xd5.7	NBR	*
58	122-000-45	O-Ring (M.Bracket/Out.Cover)	1	V-500(494.5xd10)	NBR	*
73	122-000-44	O-Ring (M.Bracket/M.Frame)	1	G-350(349.3xd5.7)	NBR	*
79	122-000-44	O-Ring (M.Frame/Brg.Housing)	1	G-350(349.3xd5.7)	NBR	*
88	122-000-45	O-Ring (Out.Cover/Brg.Housing)	1	V-500(494.5xd10)	NBR	*
91	122-024-14	O-Ring (Grease Plug)	1	P-25(24.7xd3.5)	NBR	*
93	121-247-12	Packing (Oil Plug)	2	d12.3xd18x2t	PE	*
95	122-307-14	O-Ring (Brg.Housing/Upp. P.Casing)	1	510xd5.7	NBR	*
101	122-149-16	O-Ring (Brg.Grease Receiver)	1	G-190(189.3xd5.7)	NBR	*
108	122-308-15	O-Ring (Brg.Housing/O.Casing)	1	320xd5.7	NBR	*
112	122-308-15	O-Ring (O.Casing/Upp. P.Casing)	1	320xd5.7	NBR	*
116	122-016-13	O-Ring (Upp. P.Casing Bolt)	8	P-16(15.8xd2.4)	NBR	*
		Lubricant		Turbine Oil VG32 6,100ml		

PARTS LIST		HI PRESSURE DEWATERING PUMP			5/19/2016	
ITEM	PART No.	DESCRIPTION	QTY	SIZE	MATERIAL	NOTES

EXPLODED VIEW

